This document is the property of BSPTCL and must not be passed on to any third person or firm not authorised by BSPTCL, nor be copied/made use of in full or part by such person or firm without our prior permission in writing

REQUIREMENT OF BOLTS, NUTS & WASHERS			
SIZE	QTY.	GRADE	REMARKS
16Ø X 35mm Lg.	266	5.6	BOLTS & NUTS
16Ø X 40mm Lg.	280	5.6	BOLTS & NUTS
16Ø X 45mm Lg.	138	5.6	BOLTS & NUTS
16Ø X 50mm Lg.	268	5.6	BOLTS & NUTS
16Ø X 55mm Lg.	260	5.6	BOLTS & NUTS
16Ø X 60mm Lg.	336	5.6	BOLTS & NUTS
16Ø X 65mm Lg.	224	5.6	BOLTS & NUTS
16Ø X 70mm Lg.	38	5.6	BOLTS & NUTS
16Ø X 75mm Lg.	198	5.6	BOLTS & NUTS
16Ø X 80mm Lg.	24	5.6	BOLTS & NUTS
16ø x 3.5 THK	2032	–	SPRING WASHERS
16ø x 175mm Lg.	36	–	STEP BOLTS
16Ø 4 THK	–	–	PACK WASHERS
16Ø 6 THK	220	–	PACK WASHERS
16Ø 8 THK	124	–	PACK WASHERS
16Ø 10 THK	8	–	PACK WASHERS

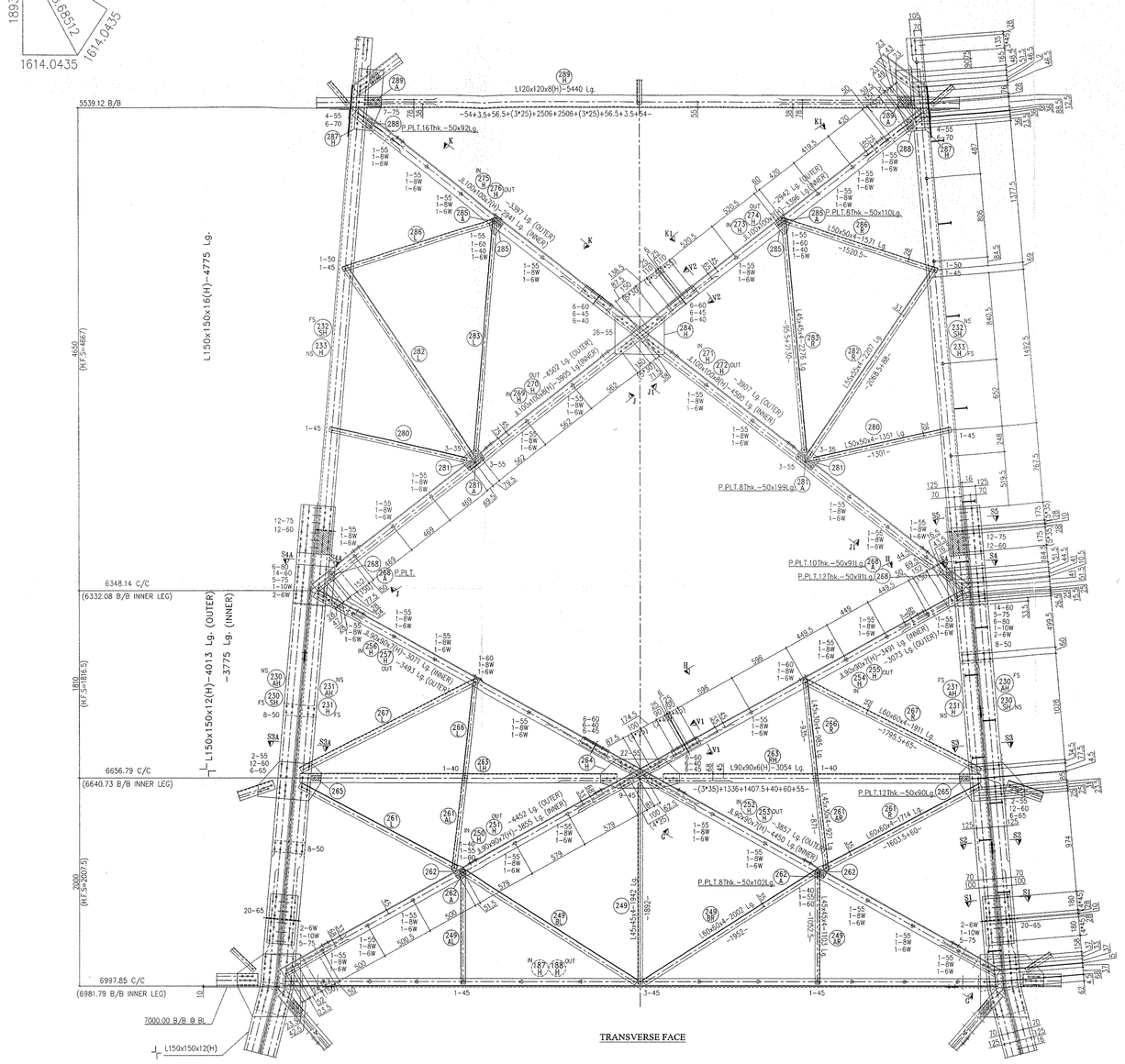
TRANSVERSE FACE

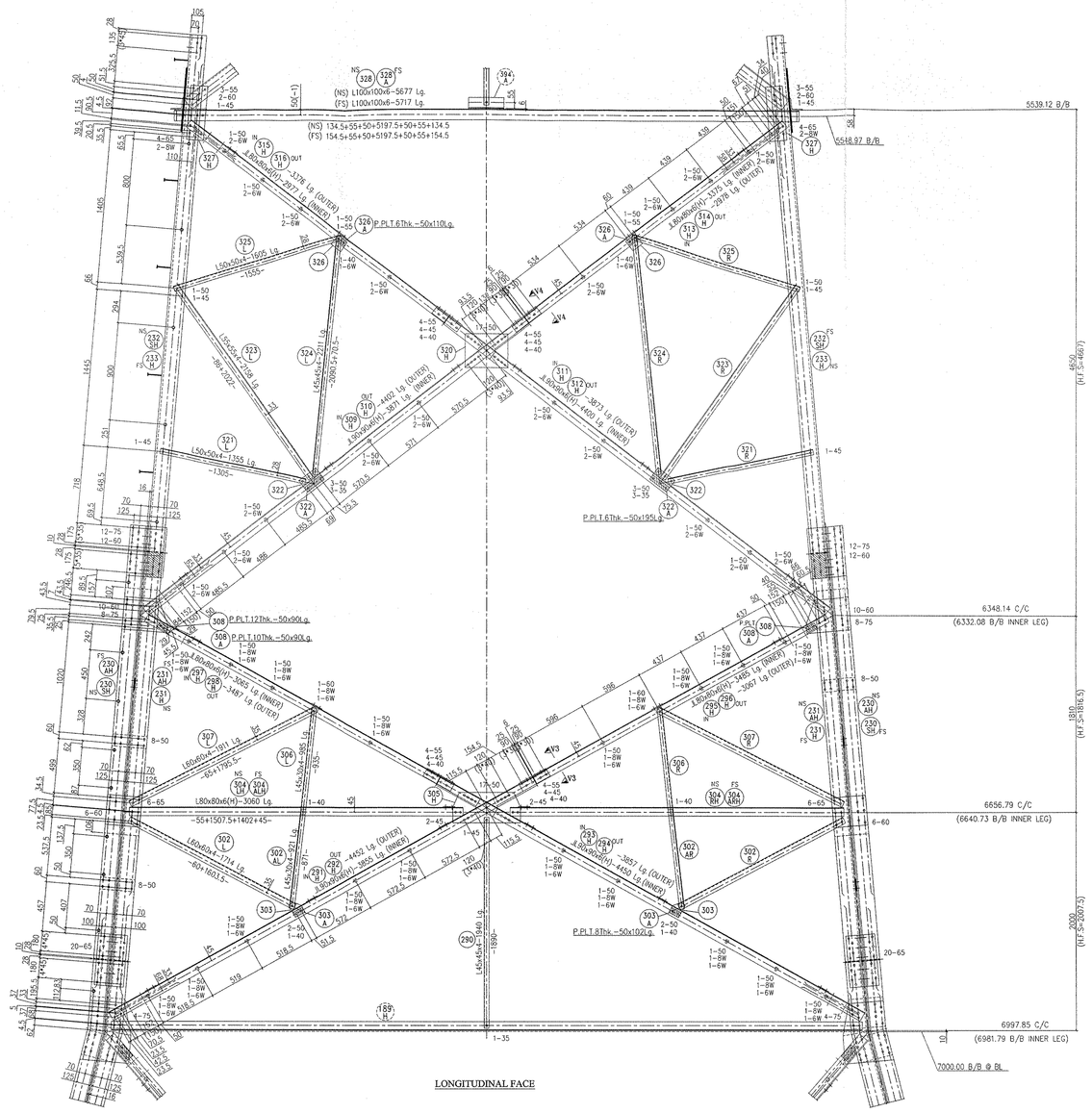
LONGITUDINAL FACE

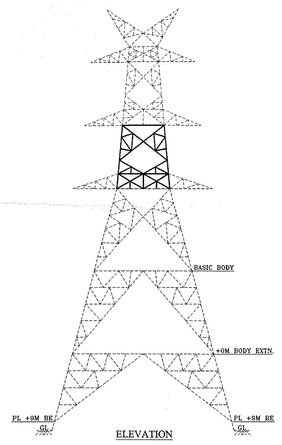
ELEVATION

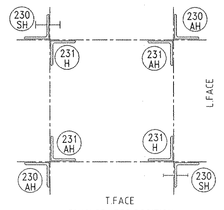
T FACE
PLAN OF LEGS POSITION

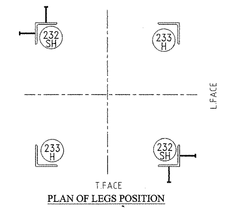
T FACE
PLAN OF LEGS POSITION

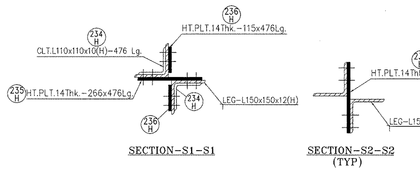
SECTION–S1–S1

SECTION–S2–S2 (TYP)

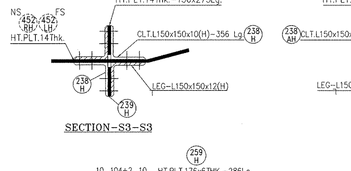
SECTION–S3–S3

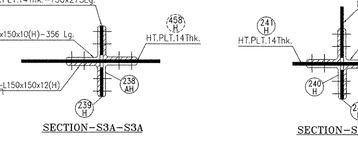
SECTION–S3A–S3A

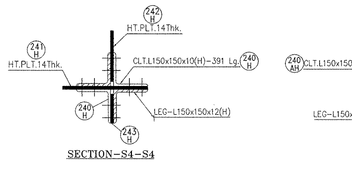
SECTION–S4–S4

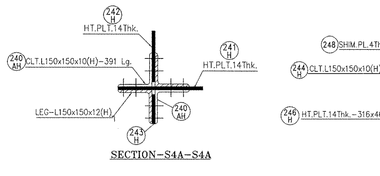
SECTION–S4A–S4A

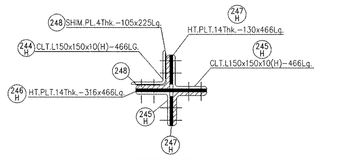
SECTION–S5–S5

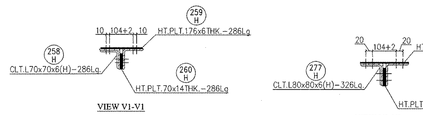
VIEW V1-V1

VIEW V2-V2

VIEW V3-V3

VIEW V4-V4

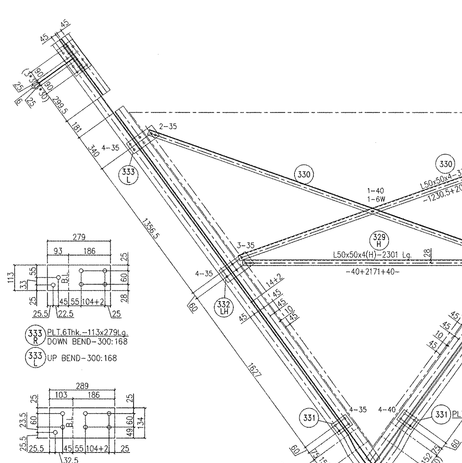
VIEW G-G

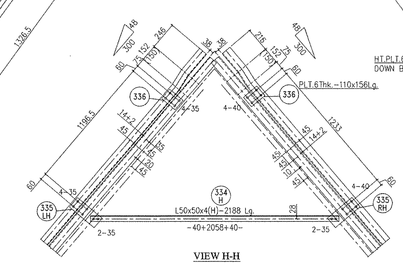
VIEW H-H

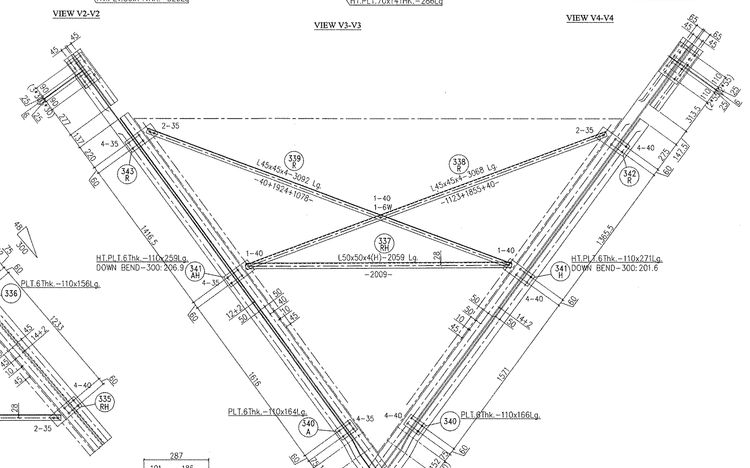
VIEW J1-J1

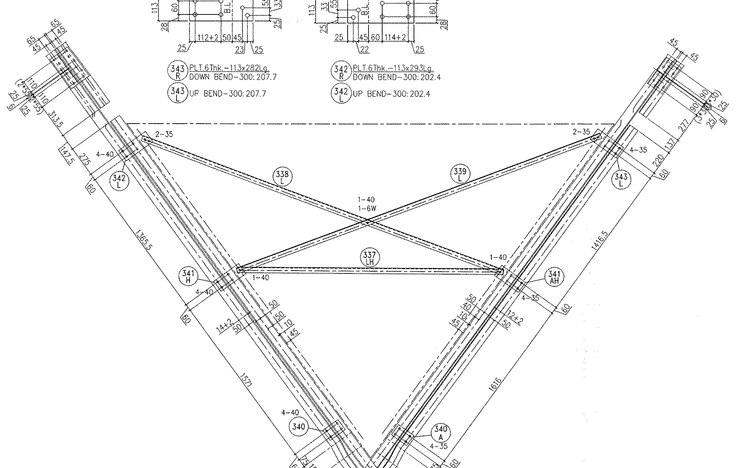
VIEW J-J

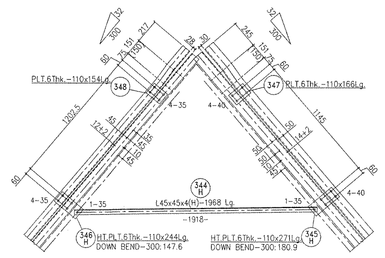
VIEW K1-K1

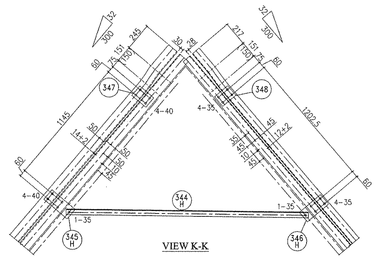
VIEW K-K

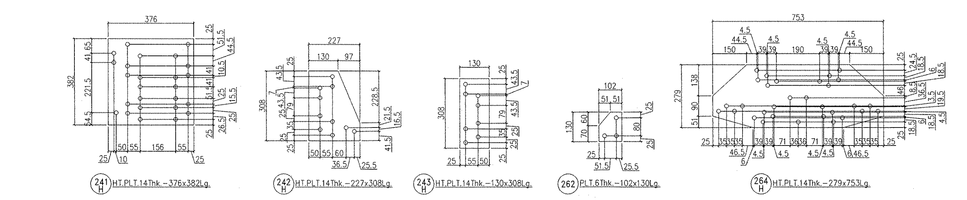

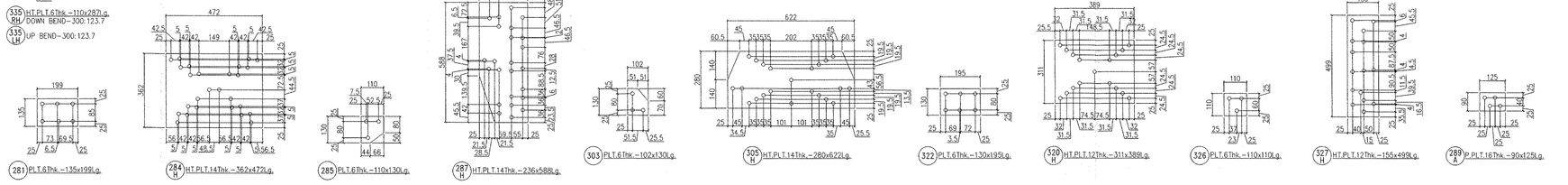

NOTES:

1. ALL DIMENSIONS ARE IN mm UNLESS OTHERWISE SPECIFIED.
2. BOLT SYMBOLS 16ø = 17.5ø HOLES
   16ø = 17.5ø HOLES FOR STEP BOLTS
   ALL ERECTION MARKS ARE TO BE PREFIXED WITH "778400"
   STRUCTURAL STEEL SHALL BE AS PER IS 2062–2011
   (i) MILD STEEL – GRADE E250 QUALITY A – UNLESS OTHERWISE SPECIFIED.
   (ii) "H" STANDS FOR HIGH TENSILE STEEL – GRADE E350 QUALITY A
5. BOLTS & NUTS SHALL CONFORM TO IS : 12427–2001 (R–2007) FOR DIMENSIONS AND IS : 1367 (PART 3)–2002 FOR MECHANICAL PROPERTIES
6. GALVANISING SHALL CONFORM TO IS:2629–1985 (R–2006) & IS:4759–1996 (R–2006)
7. SPRING WASHER SHALL BE CONFORM TO IS 3063–1994 (R–2004)
8. STEP BOLTS SHALL BE PROVIDED ON THE DIAGONALLY OPPOSITE LEGS.
9. ALL PARTS/ MEMBERS OF TESTED TOWER SHOULD BE PUNCHED WITH PART NUMBER PREFIXED WITH 'T' IN ADDITION TO THE STANDARD MARK NUMBERS

SUCCESSFULLY TESTED AT L&T-TLTRS-KANCHIPURAM ON 23rd OF JULY 2019

PART NO. 230 TO 348

DATE	REV.NO.	DESCRIPTION	DESIGNED/CHECKED (STRUCTURAL)	DRAWN/CHECKED (DETAILING)	APPROVED
24.07.19	1	SUBMISSION AFTER SUCCESSFUL TESTING	RSK	RJR / MBR	SVR/BSR / CSR
11.03.19	0	FIRST SUBMISSION FOR APPROVAL BEFORE PROTO	RSK	RJR / MR	SVR/BSR / CSR

REVISIONS

CLIENT : BIHAR STATE POWER TRANSMISSION CO.LTD., PATNA

APPROVED
Subject to the condition that we are not relieved of our responsibility for correctness of the details supplied as per specification
Technical Superintending Engineer (Planning and Design) Bihar State Power Transmission Ltd.

SUPPLIER / CONTRACTOR : L&T Construction — Power Transmission & Distribution

PROJECT :
PACKAGE - NIT 77 UNDER STATE PLAN [80:20], CONSTRUCTION OF :
(I) LILO OF BARH-PATNA 400 KV D/C (QUAD) TL AT BAKHTIYARPUR (LINE LENGTH 10RKM),
(II) 220 KV D/C BAKHTIYARPUR - SHEIKHPURA TL (ACSR ZEBRA) (LINE LENGTH - 51 RKM)
(III) 220 KV D/C BAKHTIYARPUR -HATHIDAH TL (ACSR ZEBRA) (LINE LENGTH -52 RKM) AND
(IV) 220 KV D/C BAKHTIYARPUR – FATHUA TL (ACSR ZEBRA) (LINE LENGTH - 28 RKM)

JOB No. : 018089-T-TL

	NAME	DATE
DSGN	RSK	25.02.19
DRWN	MR	26.02.19
CHKD	SVR/BSR	26.02.19
APPD	CSR	26.02.19

TITLE : G.A OF CAGE PART–1 FOR TOWER TYPE–"4DD(30°–60°)/DE(0°–15°)" 400KV D/C QUAD ACSR MOOSE (WZ–4)

SCALE 1 : 25

SHEET NO. 2 OF 7

DRG. No. 0 1 8 0 8 9 - T - T L - 8 D - G A - 0 4 0 4

SIZE A0 | REV. 1

RELEASED FOR ☐ PRELIMINARY ☐ TENDER ☐ INFORMATION ☑ APPROVAL ☐ CONSTRUCTION